



# How to Register for Classes

## Welcome to the iSchool!

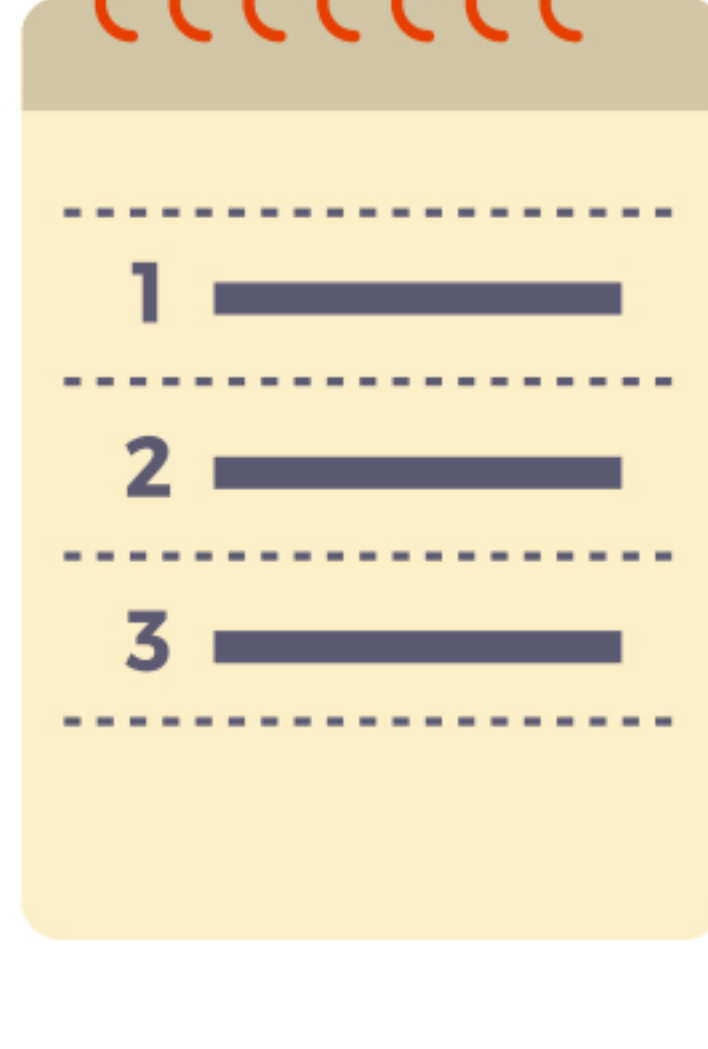
Follow these step-by-step instructions to register for classes. If you have any specific questions about courses or the registration process, please email [hcim@umd.edu](mailto:hcim@umd.edu).

### 1 Review Program Checklist and Handbook

Students are expected to familiarize themselves with the program curriculum and degree requirements. Review the program checklist and handbook to learn more about course sequencing and prerequisites. The sample course plan provides guidance about how most students complete their degree.

For program checklist and handbook, visit: <http://ischool.umd.edu/hcim-degree-planning>

For sample course plan and curriculum info, visit: <http://ischool.umd.edu/hcim-curriculum>



### 2 Find out when courses will be offered



The iSchool 2-Year Course Plan outlines our best guess as to which classes will be offered over the next 2 years. You can use this to help with course planning.

To find the iSchool 2-Year Course Plan, visit: <http://ischool.umd.edu/courses-schedules>

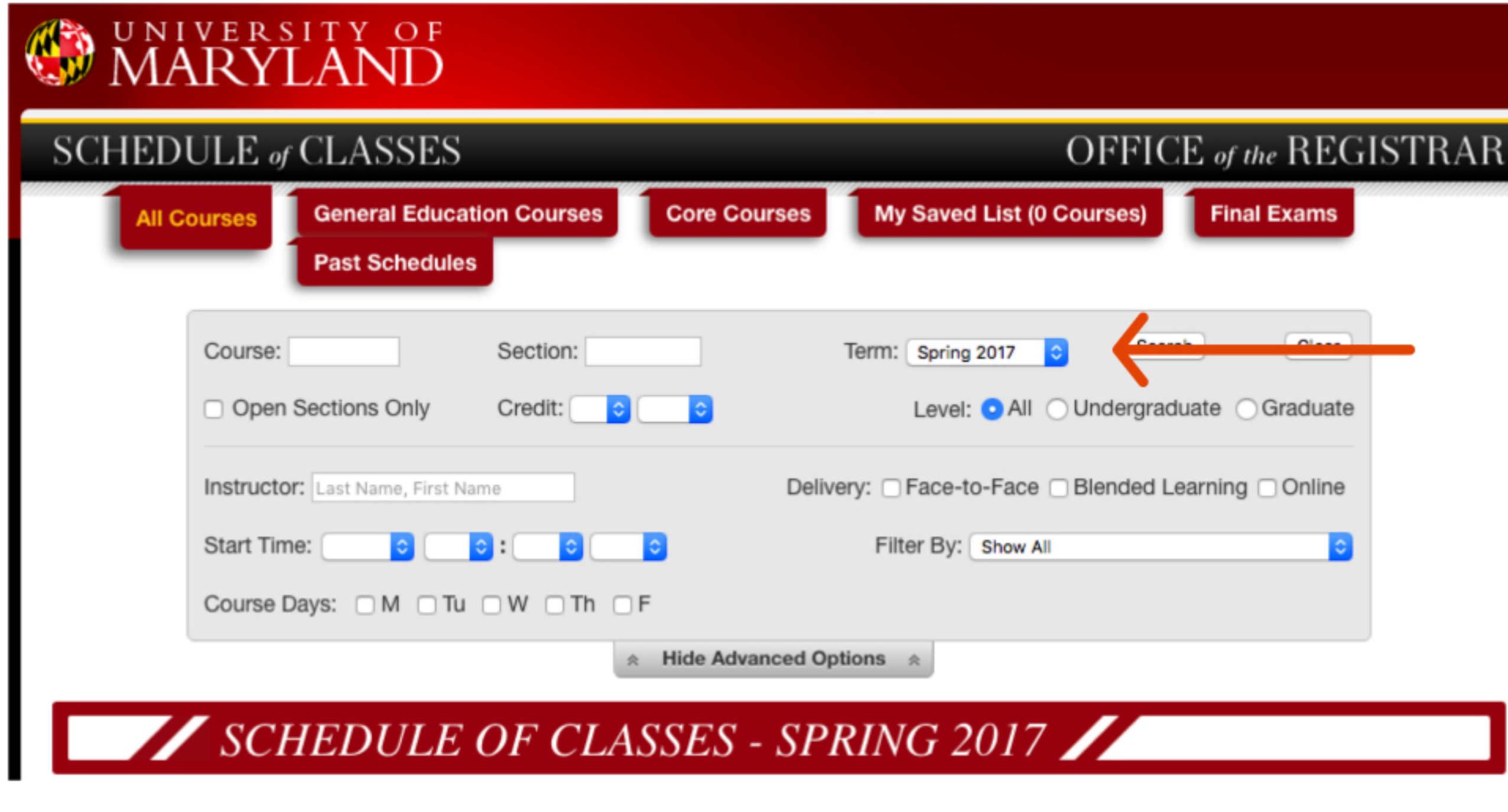
### 3 Register Using Testudo



Go to [testudo.umd.edu](http://testudo.umd.edu) and click on the "Schedule of Classes" button.



Select your registration term.



Select the appropriate course designation. Students in the iSchool will find their classes listed under the following three headings:

INFM (Information Management)

INST (Information Studies)

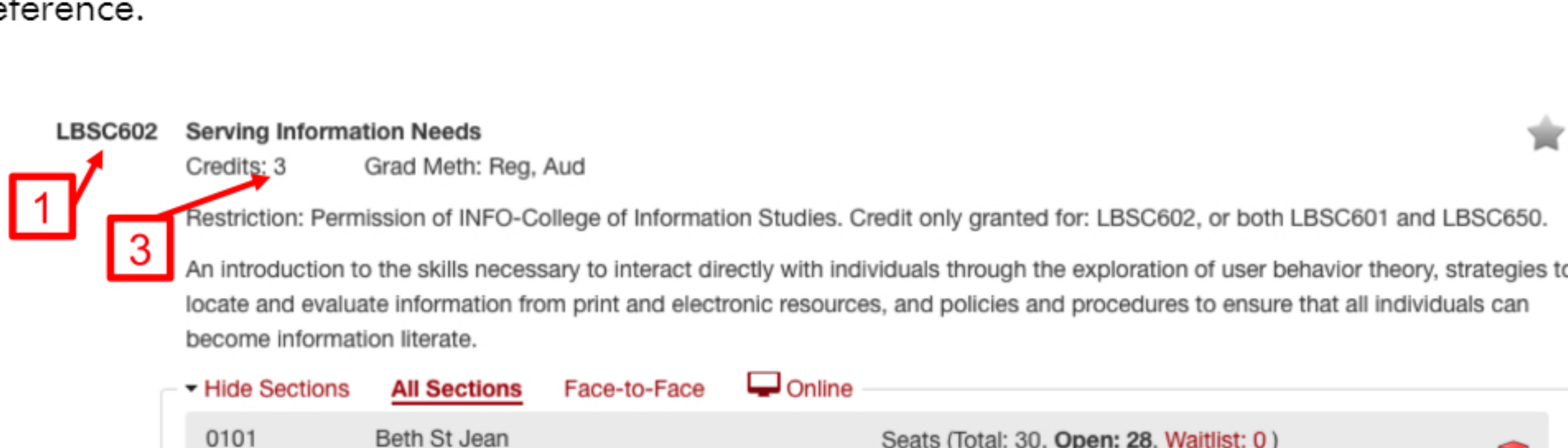
LBSC (Library Science)



There are several things to take into account in selecting your classes:

1) Verify that there are no restrictions or prerequisites that make you ineligible for a class. If you are a student in the iSchool, then you already have "Permission of INFO-College of Information Studies." You do NOT need to contact anyone for this permission.

2) Note the course number [1], section number [2], and number of credits [3] for future reference.



For the above example, if you want to take the section offered online, you would record:

Course Number: LBSC602


Section Number: SG01

Number of Credits: 3

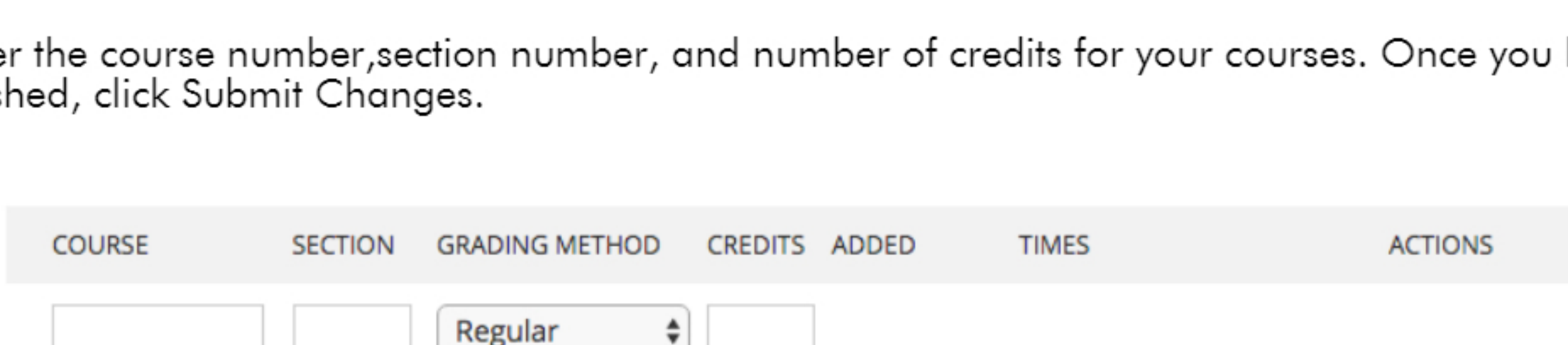
Once registration opens each semester, you can register for your classes. Return to [testudo.umd.edu](http://testudo.umd.edu). Click on Registration (Drop/Add).



Select the term you want to register for.



Enter the course number, section number, and number of credits for your courses. Once you have finished, click Submit Changes.



Congratulations! You have successfully registered for classes! See you next semester!

### Questions?

If you have any questions, please email [hcim@umd.edu](mailto:hcim@umd.edu)  
Go Terps!